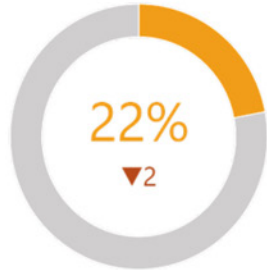


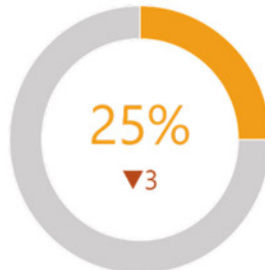
Alaska Postsecondary Education Attainment Metrics - 2019 -

Readiness

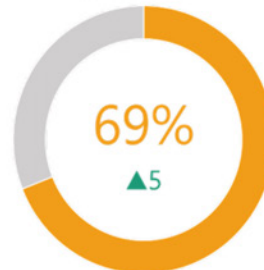
9th Graders Proficient in Math, PEAKS



Alaska Performance Scholarship Eligibility Rate

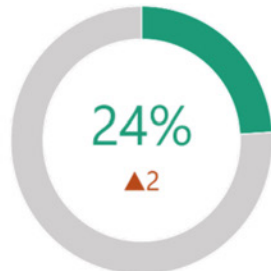


High School Graduation Rate, Alaska Natives

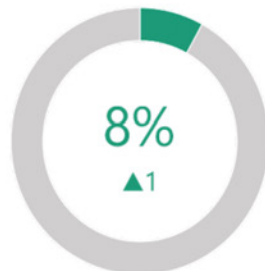


Access

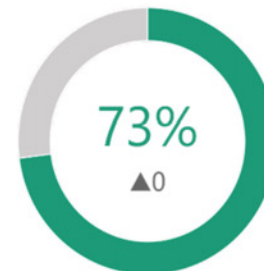
Education Cost Burden



Enrollment Rate, 18+

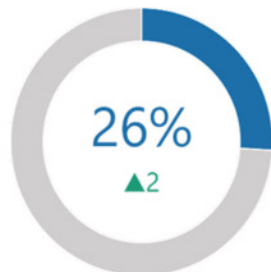


Full-Time Retention Rate

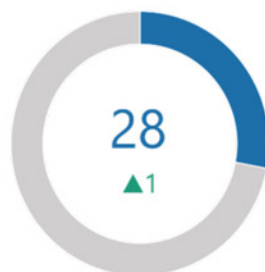


Completions

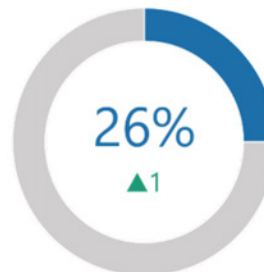
Graduation Rate, 150% of Normal Time



Credentials Awarded per 100 Full-Time Equivalent Students



Undergraduate Award Rate, Part-Time, Non-First Time



Goal: 65% of working-age Alaskans have a postsecondary credential by 2025

Progress is measured on Alaskans' academic **readiness** for postsecondary education, **access** to and support for postsecondary enrollment, and credential **completion** rates. Green arrows (▲, ▼) show improvement from the previous year, red arrows (▲, ▼) show worsening, and the associated number indicates either a unit or percentage point change.

Alaska's Attainment Rate

- 16% Certificates
- 9% Associate
- 19% Bachelor's
- 7% Master's
- + 3% Doctorate

54%

working-age Alaskans with a postsecondary credential

Alaska Postsecondary Education Attainment Metrics - 2019 -

2019 Alaska Postsecondary Education Metric Notes

Readiness

Access

Completions

<p>9th Graders Proficient in Math, PEAKS (2017-2018)</p> <p>The Performance Evaluation for Alaska's Schools (PEAKS) assessments measure students' performance on skills and concepts within the state education standards. 1,814 9th grade students scored proficient, and 6,264 scored below proficient. Alaska's students have lower proficiency rates for math compared to English/language arts, and require developmental coursework in math at the University of Alaska at higher rates.</p>	<p>Alaska Performance Scholarship Eligibility Rates (Class of 2018)</p> <p>Alaska high school graduates earn eligibility for the Alaska Performance Scholarship (APS) by completing rigorous courses, earning a grade point average of 2.5 or greater, and by scoring well on the ACT, SAT, or WorkKeys tests in high school. Students can use the scholarship award of up to \$4,755 per year at qualifying Alaska postsecondary institutions. This metric is the proportion of Alaska's public high school graduating class earning APS eligibility (2019 APS Outcomes Report).</p>	<p>High School Graduation Rate, Alaska Natives (2017)</p> <p>This graduation rate is the 2017 4-year cohort graduation rate for Alaska Native/American Indian high school students. 1,494 students graduated in this cohort. This graduation rate is lowest compared to other racial or ethnic categories. Statewide, the 2017 high school graduation rate was 78.2%, with 7,681 students graduating out of 9,817. Alaska's statewide rate in 2017 ranked 46th. Nationally, the graduation rate was 84.6% (NCES, 2017 adjusted cohort graduation rate for public high school students).</p>
<p>Education Cost Burden (2017)</p> <p>This metric is the average in-state tuition, fees, room, and board for public, 4-year institutions as a percent of median household income in Alaska. In 2016-2017, total cost of attendance was \$17,370 (NCES, 2017 Digest of Education Statistics, Table 330.20). Median household income in 2017 was \$73,181. Nationally, this rate was 32% (US Census, American Community Survey 2017, 1-Year Estimates, Table R1901).</p>	<p>Enrollment Rate, 18+ (2017)</p> <p>This metric measures the proportion of the population 18 and older without a college degree who have enrolled in college or graduate school within the last 3 months. In 2017, an estimated 27,100 were recently enrolled out of 356,000 residents 18 or older without a college degree. Nationally, this rate was 9% (US Census, American Community Survey 2017, 1-Year Estimates, PUMS microdata).</p>	<p>Full-Time Retention Rate (2017)</p> <p>This metric is the percentage of full-time, first-time degree/certificate seeking undergraduates from the previous fall enrolled in the current fall term (NCES, Integrated Postsecondary Education Data System (IPEDS), Trend Generator, Alaska institutions, Fall Enrollment provisional data for 2017). Nationally, this rate was 75%.</p>
<p>Graduation Rate, 150% of Normal Time (2011 Cohort)</p> <p>Graduation rates within 150% of normal program time are measured for full-time, first-time degree/certificate-seeking students at 4-year Alaska postsecondary institutions 6 years later (NCES, IPEDS Trend Generator, Alaska institutions, Graduation Rates component provisional data for 2017). Nationally, this rate was 56%.</p>	<p>Credentials Awarded per 100 Full-Time Equivalent Students (2017)</p> <p>This shows the number of postsecondary credentials awarded per year (5,447 in 2017) out of the state's total full-time equivalent enrolled student population (19,702) to ease comparisons with other states or institutions with different compositions of full-time or part-time students (NCES, IPEDS Completions provisional data for 2017). For US institutions, there were 31 awards per 100 FTE students.</p>	<p>Undergraduate Award Rate, Part-Time, Non-First-Time (2017)</p> <p>This metric is the percent of degree/certificate-seeking part-time, non-first-time undergraduates at degree-granting institutions awarded a degree or certificate 6 years later out of the cohort first entering the reporting institution in 2009-2010. This highlights the ability of Alaska's institutions to support degree or certificate completion among non-traditional students (NCES, IPEDS Outcome Measures provisional data for 2017). For US institutions, this award rate was 23%. Note: IPEDS reporting methodology for Outcomes Measures changed between 2016 and 2017.</p>

Postsecondary Credential Attainment Rate

Degree attainment rates are from the US Census [American Community Survey PUMS Microdata](#), 2017 1-Year Estimates. Attainment is measured for Alaska residents age 25-65.

Certificate attainment rates are based on the national proportion of the population with a certificate, adjusted to reflect Alaska's population. Data is from the 2014 US Census [Survey of Income and Program Participation](#).

Metric dashboard created by the [Alaska Commission on Postsecondary Education](#) (ACPE) on the behalf of the [Alaska Postsecondary Access and Completion Network](#) (the Network).

For questions about the data, please contact ACPE at eed.acpe-execdirector@alaska.gov.